



Australian Government  
Australian Sports Commission



# Birthday groups


SKILL FOCUS

Birth dates are used in a variety of ways to form groups.

### What to do

#### PLAYING

- > **Day-month line-up** – players line up in order of increasing birth date (day and month).




- > Form groups by going down the line and 'peeling off' groups of the size required.
- > **By month, no talking** – players line up by month from January to December. The catch is they can't talk to one another. Use with older players who know the months and work out where each other fits within the sequence of months.




- > **Date only line-up** – in this variation, players line up in order of the date of their birthday irrespective of the month.

### DAY OF THE MONTH



- > **Financial year line up** – use for dividing a larger group into 2. If the group is not even, ask the larger group to put one hand onto an opposite shoulder – separate RH-on-shoulder from LH-on-shoulder players. Choose the required number of players from one of the new groups to make up the numbers in the original uneven split.

### BEFORE 30 JUNE

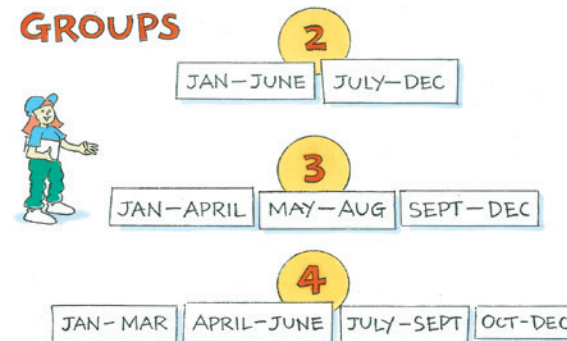


### AFTER 30 JUNE




- > Use the table below to form 3 or 4 groups.

### GROUPS



- > **Alphabetical order** – use given names or family names and then 'peel off' into groups.



- > Choose an area away from walls and other obstructions.

### LEARNING INTENTION

This activity is a group management tool that can be linked to learning in Mathematics (ACMMG007, ACMNA289, ACMMG040, ACMMG041) and History (ACHHK003, ACHHK029)

TEAMWORK

CONTENT DESCRIPTIONS

ACPMPO12 ACPMP030 ACPMP048 ACPMP067