



Koolchee

A ball rolling game that requires players to try to hit a target at the end of the court or other balls that are being rolled towards them.

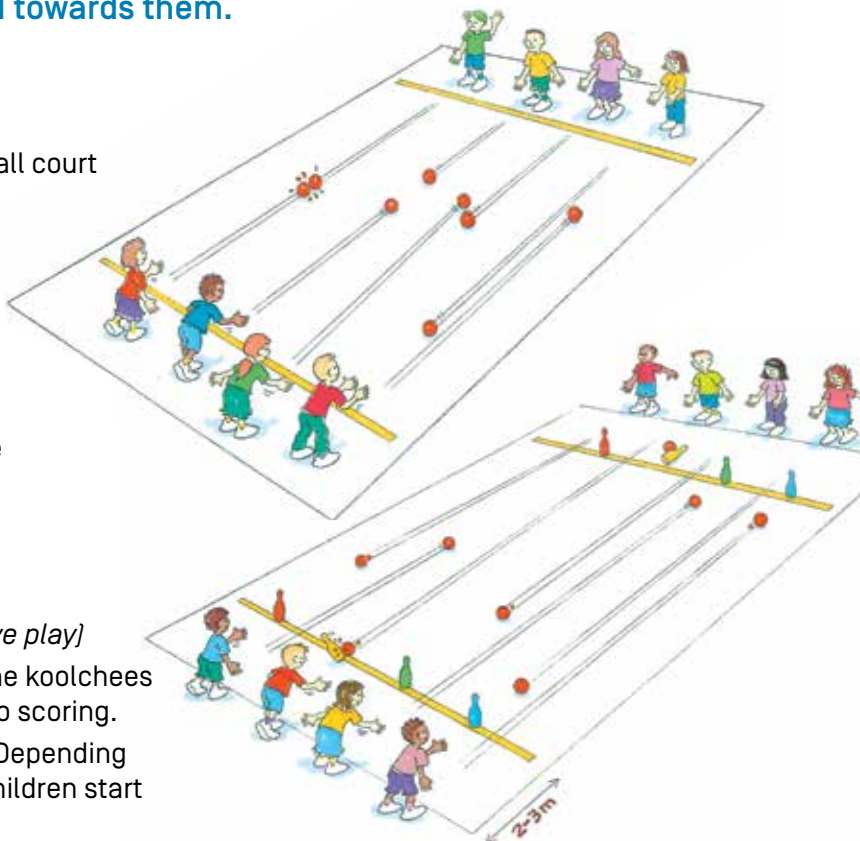
What you need

Indoor option

- > An area about the size of a basketball court
- > Tennis balls, Kanga cricket balls or larger balls for the koolchee (ball) – one per player
- > A wall (for the 'challenge' variation)
- > 3 skittles per player

Outdoor option

- > A smooth surface that will allow the koolchees to roll without deviation



What to do

Warm-up – hit a koolchee (cooperative play)

- > Teams at each end of an area roll the koolchees (tennis balls) toward each other – no scoring.
- > The aim is to hit another koolchee. Depending on the ability level of the players, children start by rolling balls to each other.

Competition koolchee

- > A team game (4–6 per team) where players roll a ball attempting to knock down an opponent's skittle at the other end. Skittles are placed 2–3 metres in front of each team. The winning team is the one that knocks down all the opponent's skittles.
- > Teams avoid hitting their own skittles.
- > Players may 'defend' their own skittles by rolling koolchees to hit other koolchees that might knock over their own skittles.
- > Koolchees can't be recovered from the playing area.

Change it

- > **Vary** – the size of the skittles, the distance to the skittles, the type and size of balls used, the size of the activity area.

Aboriginal and Torres Strait Islanders histories and cultures

Koolchee was played by people in the Lake Eyre district of South Australia. The balls were 8-10cm and made of gypsum, sandstone or mud.

Players in two teams line up on each side of a dry claypan. Each team rolled the balls along the ground to the other side, the aim being to break up an opponent's ball by hitting it while it was moving. Balls were left where they came to rest until the stock of balls was used up. The balls were called 'koolchees'.

Scoring

- > Best of 3 games
- > Sets of 5 games for older players

LEARNING INTENTION

The koolchee variations require accurate rolling, team communication and an understanding of how to rebound a ball (koolchee challenge). A useful lead-in to games like bowls, ten-pin bowling and any sport where a fielder can return a ball by rolling.

PHYSICAL LITERACY ELEMENTS


OBJECT MANIPULATION COORDINATION

SOCIETY AND CULTURE

STRATEGY AND PLANNING PERCEPTUAL AWARENESS

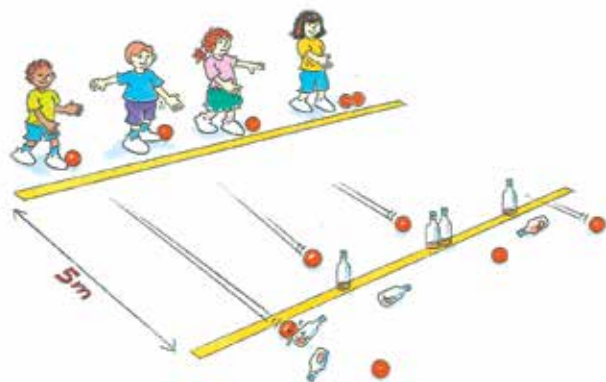
AC:HPE CONTENT DESCRIPTIONS

ACPMPO43 ACPMPO61



Practice koolchee

Players roll koolchees attempting to knock down skittles. Play individually or in teams.



Setting up

- > Individual game – 3 skittles and 3 koolchees per player
- > Team game [3–4 per team] – 5 or more skittles per team and at least 4 koolchees per team
- > Skittles 5 metres from players

Playing

- > **Team variation** – allow each player 5 attempts. Increase the distance and repeat [e.g. 10 metres then, 15 metres]. Teams keep a total of skittles knocked down.
- > **Individual variation** – the player who knocks down the highest number of skittles is the winner.
- > Players are not allowed to retrieve koolchees from the area between the throwing line and the skittles.

Cooperative koolchee

Two teams facing each other work together to knock the skittles over.



Setting up

- > One koolchee per player
- > Around 10 skittles placed between 2 facing teams 10 metres apart

Playing

- > Players communicate and work together to achieve the end result.
- > Players are not allowed to retrieve koolchees from the area between the throwing line and the skittles. Other koolchees can be retrieved without running onto the playing area.
- > Repeat for 2 or 3 rounds.

Scoring

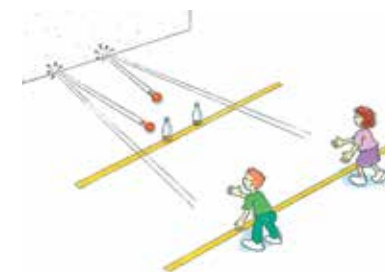
- > Time taken to knock the skittles over – attempt to set a record.

Change it

- > Change the separation between skittles, use different sized koolchees, use a bean bag or similar, adjust the distance between teams.

Koolchee challenge

A koolchee is rolled to a wall where it rebounds. The aim is to knock over a skittle.



Playing

- > Use a larger koolchee (soccer ball size).
- > Skittles are placed 5 metres from the wall and players stand 10 metres from the wall. Adjust distances to suit the group.
- > 3 attempts allowed. If the skittle is knocked over the skittle is moved back one metre.
- > If the skittle is missed on all 3 attempts, it is moved closer to the wall.

Change it

- > **Vary** – the angle of the rebound, roll with non-preferred hand, the time/number of hits, size of skittles or balls, distance to walls or skittles.

Safety

- > Ensure adequate space for the number of players.
- > **Rebound variation** – ensure that children roll the ball *along* the ground and don't bounce it *at* the wall.
- > In face-to-face variations, players should keep an eye out for oncoming koolchees.